

What you will need

- ☐ Template
- ☐ Hot Glue Gun
- ☐ Scissors
- ☐ Crew Sock (Cream or Lt. Tan)
- ☐ Rice
- ☐ Brown Craft Felt - 2 Sheets 9" x 12"
- ☐ Lt. Brown Craft Felt - 1 Sheet 9" x 12"
- ☐ Craft Foam Paper (Black, Brown, Pink)
- ☐ Googly Eyes
- ☐ Small PomPom (Black)
- ☐ 2 Small Rubber Bands
- ☐ Pipe Cleaner
- ☐ Sharpie

Let's Get Creative!

- 1** To form the body of the ferret, fill the crew sock with rice until reaching the point where the ankle ends and close tightly using a small rubber band. Cut off any excess fabric from the sock and seal the opening with glue. This end will serve as the bottom of the ferret.
- 2** Create the head of the Ferret by squeezing the body about 1 quarter of the way down from the top and secure the head with rubber band.
- 3** Cut and trace the ferret's coat using the attached template using one sheet of Brown Felt. Then wrap the coat from the front to back of the Ferret's body with the arms just under the head. Add glue around all the edges, except the arms, to glue in place.
- 4** Trace and cut the remaining template pieces for the ferret. For the feet, tail and mask, use the second sheet of Brown felt. For the ears: Use Brown and Pink foam and for the nose use Black Foam.
- 5** Cut a 5" length piece of pipe cleaner and glue to the center of the felt tail piece. Fold the felt over the pipe cleaner and glue the edges together to form the tail.
- 6** Glue the feet to the bottom of the ferret's body and then glue the tail to the back of the Ferret at the base. Bend the tail up so it is not lying flat.
- 7** Glue the Brown and Pink Foam pieces to one another to finalize the ears and glue to the top of the head.
- 8** Time to add some personality to your ferret! Glue the ferret's mask to the top center of the head and glue googly eyes.
- 9** Create the whiskers using Light Brown Felt and glue under the mask. Then glue a pom-pom to the center of the whiskers for the base of the nose. Finally glue the heart shaped nose onto the pom-pom.
- 10** Using a Sharpie, draw in the mouth.

NO SEW Sock Ferret Craft

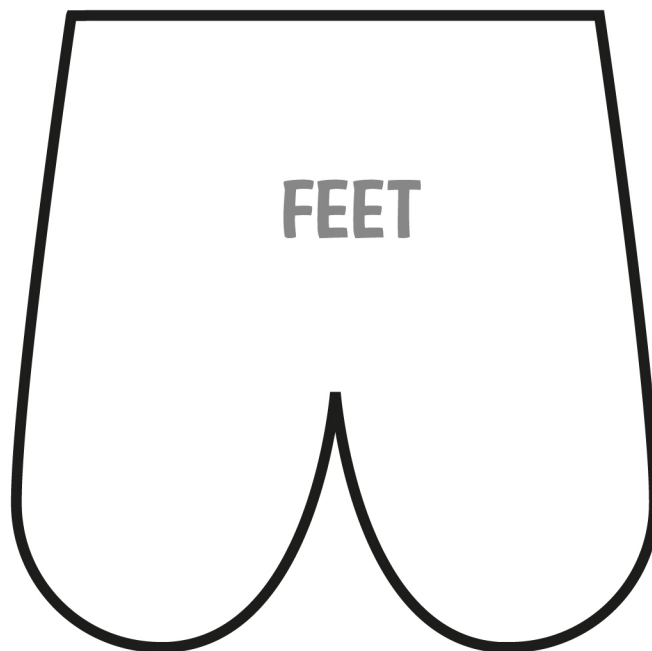
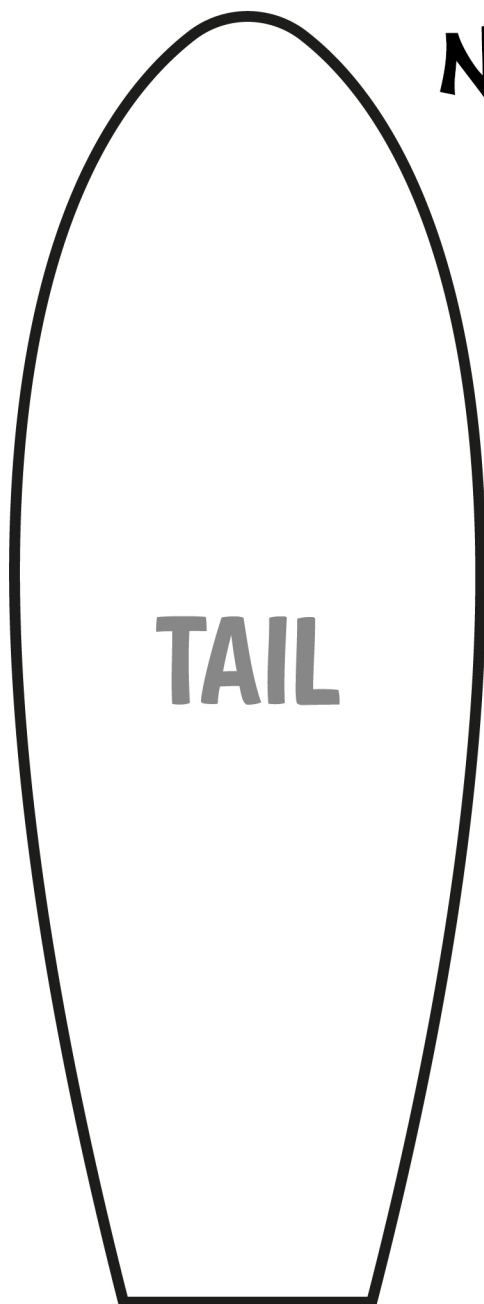


You DID IT! Cute looking Ferret!


Visit our website for more fun designs and ideas!
www.snappylogos.com



No SEW Sock Ferret Craft Template



NO SEW Sock Ferret Craft Template



Visit our website for more fun designs and ideas!
www.snappylogos.com

